

First

Next / Then / After that

Finally

C Help Mum finish her new recipe. Use the verbs below.

chop bake mix pour beat add



Chocolate Cake

Ingredients: 2 cups flour, 4 eggs, 100 g butter, 1 cup milk, ½ teaspoon baking powder, 3 teaspoons sugar, ½ teaspoon salt, 100 g chocolate

Steps:

1



First put the eggs and sugar into a mixing bowl.

Beat them with a fork for five minutes.

2



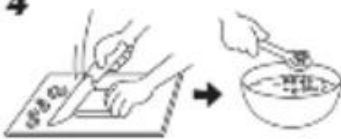
After that put the flour, butter, baking powder and salt into the bowl. Mix them together.

3



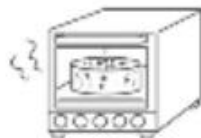
Next pour in the milk and mix well.

4



Then chop the chocolate into small pieces and add to the mixture.

5



Finally put the mixture into the cake tin.

Bake in the oven for one hour.

- D** The children want to make a special present for Mum on her birthday.
Finish the sentences. Use each word below at least once.

then first finally after that next use ... to



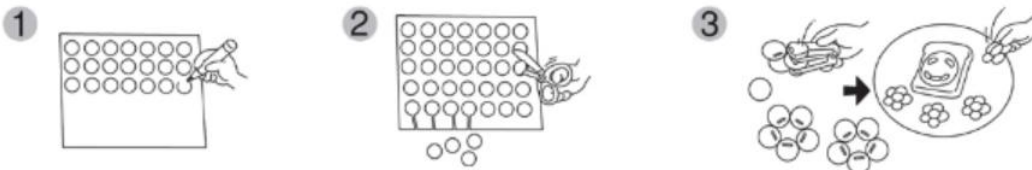
Happy Sandwich

How to make the sandwich:



- 1 First put an egg and some salt into a bowl and beat them.
- 2 Then / After that / Next heat a spoonful of oil in a pan.
- 3 Then / After that / Next pour the egg mixture into the pan and fry for one minute.
- 4 Put the egg on a slice of bread.
- 5 Then / After that / Next fry five sausages for two minutes.
- 6 Finally put the sausages on the egg.

How to make the decoration (flowers):



- 1 Use a pencil to draw circles.
- 2 Use scissors to cut out the circles.
- 3 Use a stapler to staple the circles together to make flowers and put them on the plate.

(Accept any reasonable answers.)